



SINGLE SHOT MOLDS

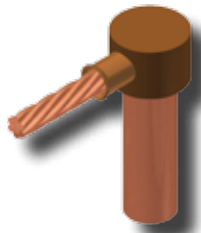
thermOweld® Single Shot Molds are an economical way to make cable connections to the top of a ground rod. The Single Shot is a disposable single use ceramic mold that includes the weld metal and disc. Flint ignitor or EZ Lite Adapter must be purchased separately.



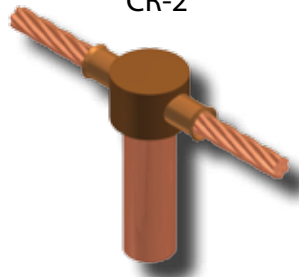
CR-1




CR-2




CR-24



CR-25



CR-24



CR-25

Grd Rod Size	Cable Size		Type	Mold #	Lead Time
	Solid	Stranded			
1/2"	#6, #8	#8	CR-1	M-2009	4
	#3, #4	#4, #6	CR-1	M-2010	4
	#1, #2	#2, #3	CR-1	M-2011	4
	#6, #8	#8	CR-2	M-2024	4
	#3, #4	#4, #6	CR-2	M-2025	4
	#1, #2	#2, #3	CR-2	M-2026	4

Grd Rod Size	Cable Size		Type	Mold #	Lead Time
	Solid	Stranded			
5/8"	#6, #8	#8	CR-1	M-2012	SDS
	#3, #4	#4, #6	CR-1	M-2013	SDS
	#1, #2	#2, #3	CR-1	M-2014	SDS
	2/0, 1/0	1/0, #1	CR-1	M-2015	SDS
		2/0	CR-1	M-2016	4
	#6, #8	#8	CR-2	M-2027	SDS
	#3, #4	#4, #6	CR-2	M-2028	4
	#1, #2	#2, #3	CR-2	M-2029	SDS
	2/0, 1/0	1/0, #1	CR-2	M-2030	4
	#6, #8	#8	CR-24	M-2105	4
	#3, #4	#4, #6	CR-24	M-2106	4
	#1, #2	#2, #3	CR-24	M-2107	SDS
#6, #8	#8	CR-25	M-2006	SDS	
#3, #4	#4, #6	CR-25	M-2007	4	
#1, #2	#2, #3	CR-25	M-2008	SDS	

Grd Rod Size	Cable Size		Type	Mold #	Lead Time
	Solid	Stranded			
3/4"	#6, #8	#8	CR-1	M-2017	SDS
	#3, #4	#4, #6	CR-1	M-2018	SDS
	#1, #2	#2, #3	CR-1	M-2019	4
	2/0, 1/0	1/0, #1	CR-1	M-2020	4
		2/0	CR-1	M-2021	SDS
	#6, #8	#8	CR-2	M-2031	4
	#3, #4	#4, #6	CR-2	M-2032	SDS
	#1, #2	#2, #3	CR-2	M-2033	4
	2/0, 1/0	1/0, #1	CR-2	M-2034	4
	#6, #8	#8	CR-24	M-2108	4
	#3, #4	#4, #6	CR-24	M-2109	4
	#1, #2	#2, #3	CR-24	M-2110	4
	#6, #8	#8	CR-25	M-2068	4
	#3, #4	#4, #6	CR-25	M-2069	4
	#1, #2	#2, #3	CR-25	M-2070	4

with EZ Lite Remote® Adapter - Part Number: 38-EZLT-SS

Follow steps 1 thru 10 in the Welding Instructions "Weld Procedures" that comes with the Single Shot Mold for proper installation of mold onto ground rod and how to place weld metal into mold.

Replace step 11 in the Welding Instructions "Weld Procedures" with the following;

11. Discard ceramic lid included with mold. Slide EZ Lite Remote® Single Shot Adapter over mold as shown.

Continue the instructions steps 12 through 14 in the Welding Instructions "Weld Procedures" that comes with the Single Shot Mold to complete weld.

Single Shot Mold with EZ Lite Weld Metal Included*

Grd Rod Size	Cable Size		Type	Mold #	Lead Time
	Solid	Stranded			
1/2"	#6, #8	#8	CR-1	M-2009-EZ	4
	#3, #4	#4, #6	CR-1	M-2010-EZ	4
	#1, #2	#2, #3	CR-1	M-2011-EZ	4
	#6, #8	#8	CR-2	M-2024-EZ	4
	#3, #4	#4, #6	CR-2	M-2025-EZ	4
	#1, #2	#2, #3	CR-2	M-2026-EZ	4

Grd Rod Size	Cable Size		Type	Mold #	Lead Time
	Solid	Stranded			
5/8"	#6, #8	#8	CR-1	M-2012-EZ	4
	#3, #4	#4, #6	CR-1	M-2013-EZ	4
	#1, #2	#2, #3	CR-1	M-2014-EZ	4
	2/0, 1/0	1/0, #1	CR-1	M-2015-EZ	4
			CR-1	M-2016-EZ	4
	#6, #8	#8	CR-2	M-2027-EZ	4
	#3, #4	#4, #6	CR-2	M-2028-EZ	4
	#1, #2	#2, #3	CR-2	M-2029-EZ	4
	2/0, 1/0	1/0, #1	CR-2	M-2030-EZ	4
			CR-24	M-2105-EZ	4
	#3, #4	#4, #6	CR-24	M-2106-EZ	4
	#1, #2	#2, #3	CR-24	M-2107-EZ	4
	#6, #8	#8	CR-25	M-2006-EZ	4
	#3, #4	#4, #6	CR-25	M-2007-EZ	4
	#1, #2	#2, #3	CR-25	M-2008-EZ	4

Grd Rod Size	Cable Size		Type	Mold #	Lead Time
	Solid	Stranded			
3/4"	#6, #8	#8	CR-1	M-2017-EZ	4
	#3, #4	#4, #6	CR-1	M-2018-EZ	4
	#1, #2	#2, #3	CR-1	M-2019-EZ	4
	2/0, 1/0	1/0, #1	CR-1	M-2020-EZ	4
			CR-1	M-2021-EZ	4
	#6, #8	#8	CR-2	M-2031-EZ	4
	#3, #4	#4, #6	CR-2	M-2032-EZ	4
	#1, #2	#2, #3	CR-2	M-2033-EZ	4
	2/0, 1/0	1/0, #1	CR-2	M-2034-EZ	4
			CR-24	M-2108-EZ	4
	#3, #4	#4, #6	CR-24	M-2109-EZ	4
	#1, #2	#2, #3	CR-24	M-2110-EZ	4
	#6, #8	#8	CR-25	M-2068-EZ	4
	#3, #4	#4, #6	CR-25	M-2069-EZ	4
	#1, #2	#2, #3	CR-25	M-2070-EZ	4

* Battery Unit and Adapter sold separately.

